

South Bruce OPP 2021 Year End Report - Brockton



Agenda

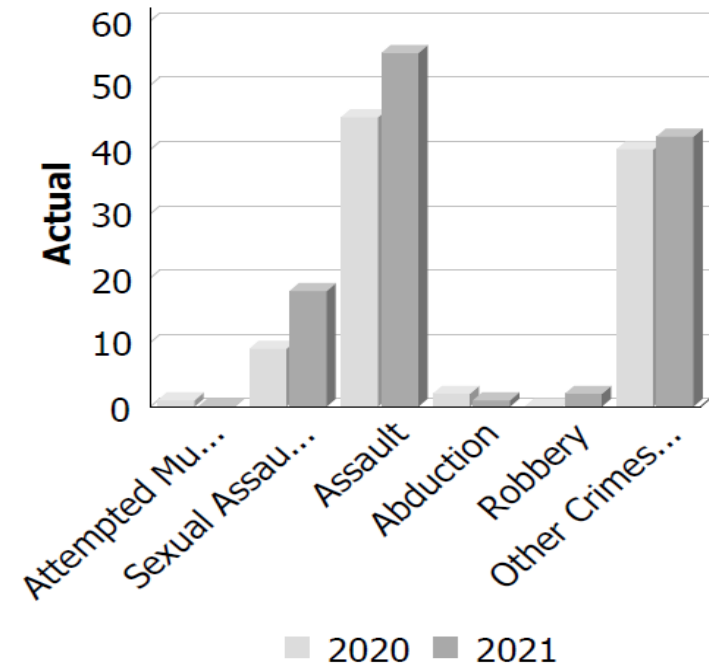
- Crime Statistics Review
- Traffic Statistics Review
- Calls for Service
- Detachment Updates

Violent Crime Statistics

Police Services Board Report for Brockton Records Management System January to December - 2021

Violent Crime

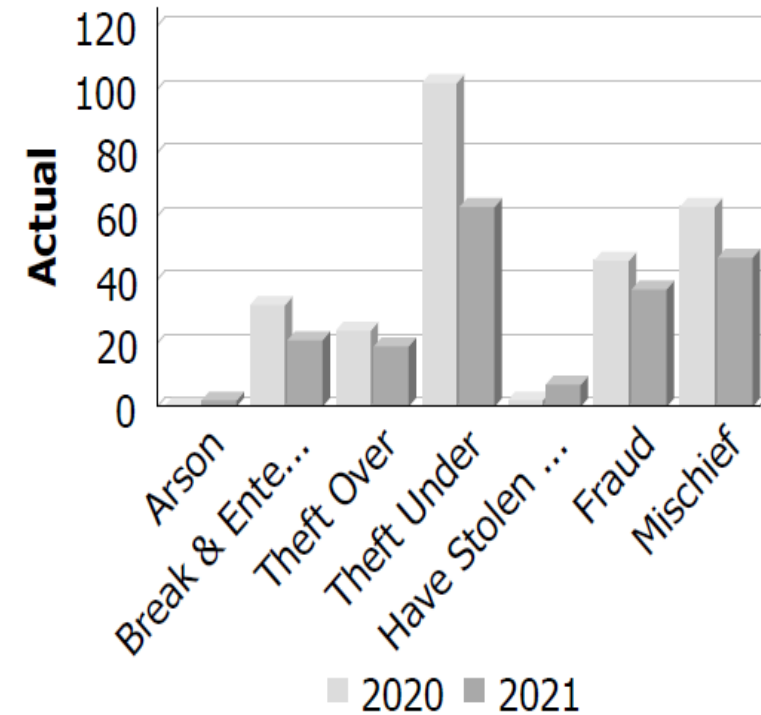
| Actual | January to December | | | Year to Date - December | | |
|-------------------------------|---------------------|------------|--------------|-------------------------|------------|--------------|
| | 2020 | 2021 | % Change | 2020 | 2021 | % Change |
| Murder | 0 | 0 | -- | 0 | 0 | -- |
| Other Offences Causing Death | 0 | 0 | -- | 0 | 0 | -- |
| Attempted Murder | 1 | 0 | -100.0% | 1 | 0 | -100.0% |
| Sexual Assault | 9 | 18 | 100.0% | 9 | 18 | 100.0% |
| Assault | 45 | 55 | 22.2% | 45 | 55 | 22.2% |
| Abduction | 2 | 1 | -50.0% | 2 | 1 | -50.0% |
| Robbery | 0 | 2 | -- | 0 | 2 | -- |
| Other Crimes Against a Person | 40 | 42 | 5.0% | 40 | 42 | 5.0% |
| Total | 97 | 118 | 21.6% | 97 | 118 | 21.6% |



Property Crime Statistics

Property Crime

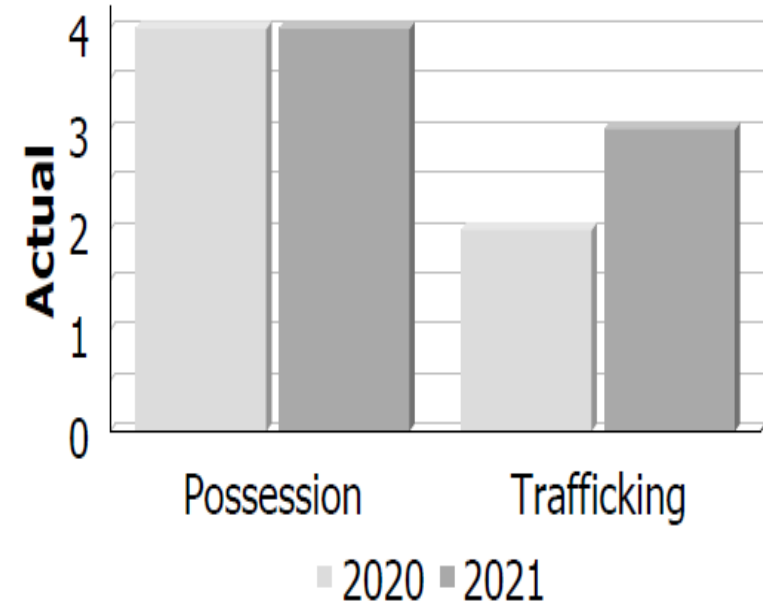
| Actual | January to December | | | Year to Date - December | | |
|-------------------|---------------------|------------|---------------|-------------------------|------------|---------------|
| | 2020 | 2021 | % Change | 2020 | 2021 | % Change |
| Arson | 0 | 2 | -- | 0 | 2 | -- |
| Break & Enter | 32 | 21 | -34.4% | 32 | 21 | -34.4% |
| Theft Over | 24 | 19 | -20.8% | 24 | 19 | -20.8% |
| Theft Under | 102 | 63 | -38.2% | 102 | 63 | -38.2% |
| Have Stolen Goods | 2 | 7 | 250.0% | 2 | 7 | 250.0% |
| Fraud | 46 | 37 | -19.6% | 46 | 37 | -19.6% |
| Mischief | 63 | 47 | -25.4% | 63 | 47 | -25.4% |
| Total | 269 | 196 | -27.1% | 269 | 196 | -27.1% |



Drug Crime Statistics

Drug Crime

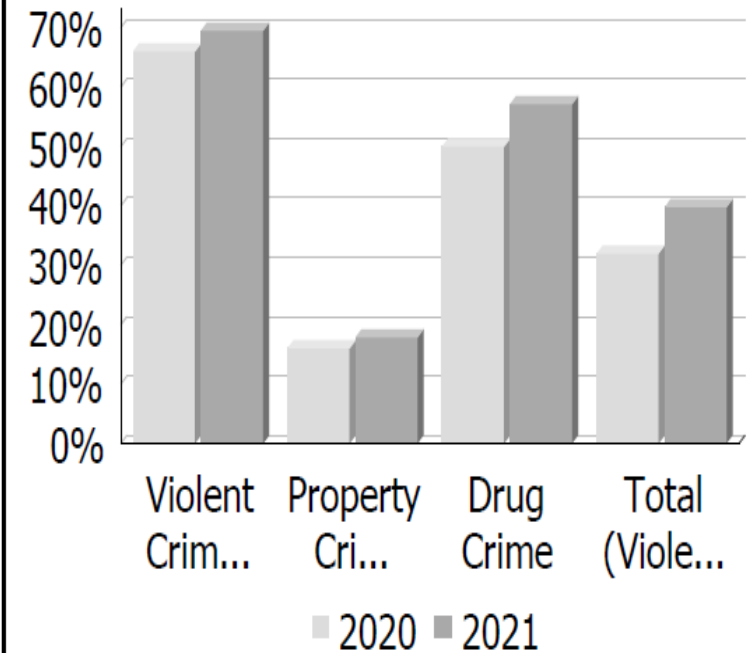
| Actual | January to December | | | Year to Date - December | | |
|----------------------------|---------------------|----------|--------------|-------------------------|----------|--------------|
| | 2020 | 2021 | % Change | 2020 | 2021 | % Change |
| Possession | 4 | 4 | 0.0% | 4 | 4 | 0.0% |
| Trafficking | 2 | 3 | 50.0% | 2 | 3 | 50.0% |
| Importation and Production | 0 | 0 | -- | 0 | 0 | -- |
| Total | 6 | 7 | 16.7% | 6 | 7 | 16.7% |



Clearance Rates

Clearance Rate

| Clearance Rate | January to December | | | Year to Date - December | | |
|---|---------------------|--------------|-------------|-------------------------|--------------|-------------|
| | 2020 | 2021 | Difference | 2020 | 2021 | Difference |
| Violent Crime | 66.0% | 69.5% | 3.5% | 66.0% | 69.5% | 3.5% |
| Property Crime | 16.0% | 17.9% | 1.9% | 16.0% | 17.9% | 1.9% |
| Drug Crime | 50.0% | 57.1% | 7.1% | 50.0% | 57.1% | 7.1% |
| Total (Violent, Property & Drug) | 32.0% | 39.8% | 7.8% | 32.0% | 39.8% | 7.8% |



Traffic Statistics

| Motor Vehicle Collisions | | | |
|--------------------------|------|------|----------|
| | 2020 | 2021 | % Change |
| Fatal | 1 | 3 | 66% |
| Personal Injury | 12 | 18 | 33% |
| Property Damage | 202 | 203 | 1% |
| Total | 214 | 223 | 4% |

Traffic Statistics

| Offence | Year 2019 | Year 2020 | Year 2021 | 3 Year Average |
|------------------------|-----------|-----------|-----------|----------------|
| Traffic Complaint | 179 | 165 | 189 | 177 |
| Traffic Hazard | 48 | 43 | 40 | 44 |
| RIDE Programs | 102 | 33 | 72 | 69 |
| Dangerous Operation | 3 | 2 | 3 | 2.6 |
| Traffic Enforcement | 85 | 62 | 126 | 91 |
| Impaired/Over 80 | 6 | 13 | 12 | 10.3 |
| Warn Range Suspensions | 6 | 3 | 4 | 4.3 |
| Stunt Driving | 6 | 9 | 11 | 8.6 |
| ETicketing | N/A | N/A | 515 | N/A |

Calls for Service

- Total Calls for Service – 1,956 (2,032)
- Total hours – 9,440 (9,777)
- Traffic Stops (SB) – 2,941

Top Ten Calls for Service

2020

1. Motor Vehicle Collisions - 192
2. Suspicious Person - 161
3. Theft Under \$5000 – 96
4. Domestic Disturbance – 89
5. False Alarms – 88
6. Mental Health Act – 86
7. Property Related – 69
8. 911 Misdials – 59
9. Mischiefs – 59
10. Keep the Peace – 57

2021

1. Motor Vehicle Collisions – 223
2. Suspicious Person - 156
3. Assist Public – 153
4. Property Related – 91
5. 911 Misdials – 83
6. Mental Health Act – 82
7. False Alarms – 80
8. Domestic Disturbance – 77
9. Neighbour Dispute – 70
10. Noise Complaints - 69

Detachment Updates

- The second year of the Community Safety and Policing grant for Human Trafficking and Sexual Violence was focused on Youth. The Anti-Human Trafficking Committee purchased a curriculum for the Bluewater District School Board and the Grey Bruce Catholic District School Board. A training session was created and the GBCDSB Mental Health Leads attended the training in person in December 2021. An online version of the training was also created and will be provided to the BWDSB.

Detachment Updates

- The Anti-HT Committee also created two training videos in 2021. One is an Awareness video and was included in the packages for the School Boards. The other is a training video for officers. Approximately 20 School Resource officers from the OPP and Municipal Police Services across Grey Bruce, Huron, Perth and Wellington attended an in person training session in December 2021.
- The focus of the Committee for 2022 is education and awareness for Service Providers and continued training for the general public and officers.

Detachment Updates

- Our partnership with the Canadian Mental Health Association (CMHA) to create the Mobile Mental Health and Addictions Response Team completed it's first full year.
- The clinicians are provided an office in our Walkerton detachment and respond to Mental Health and Addictions related calls for service with our officers.
- From May 2021 our officers have attended over 60 Calls for Service with MMHART workers successfully providing resources and support to those struggling with mental health and addictions issues. Officers have also made 150 referrals to MMHART after the fact.

Detachment Updates

- South Bruce OPP has actively participated as a partner in the refresh of the Situation Table – Acute Risk (STAR) program facilitated by the Community Safety and Well Being Committee. STAR plays a critical role in connecting individuals and families, who are at acutely elevated risk, with services and support. The Situation Table is a collaborative of the Municipalities of Bruce and Grey, Police Services and social services and community-based organizations that identify and support individuals at an acutely elevated risk of harm, committing an offence, or coming into contact with the police or other crisis-driven services.

Detachment Updates

- From its inception in 2016 (5 Years) STAR had facilitated 17 Situation Tables for people identified to be at Acute Risk.
- Since the refresh in 2021 starting on July 1st, 8 situations have been successfully facilitated. With each success we anticipate even more referrals.

Detachment Updates

- South Bruce Officers participated in a Cops for Cancer fundraiser in October 2021 cycling just over 40 kms from our Walkerton office to the Kincardine office. Over \$3000.00 was raised for this great cause.

Detachment Updates

- We welcomed four new recruits in 2021. Three more recruits just arrived the first week of February. One more is scheduled to arrive at Detachment in the spring.
- We said good-bye to Sgt Keegan WILCOX who was promoted to Staff Sergeant and transferred to Grey Bruce OPP.
- We are currently running a Sgt competition in which we hope to identify two new Sgts for South Bruce – one in Kincardine and one in Walkerton.

Thank you!

Inspector Krista Miller
Detachment Commander
South Bruce O.P.P.